



Natural Stones Handbook

How to choose and use natural stones in interior design and architectural projects

Table of Contents

Introduction

Quality Overview

Natural Stones

Marble

Travertine

Limestone

Onyx

Other natural stones

Maintenance and Caring

Regina

Introduction

It's a long way from quarry to job site, a journey that's sometimes forgotten in a gleaming kitchen or a glamorous hotel bathroom.

Natural Stone, because of its unquestionable durability, ease of maintenance and beauty flowing with rich colors and variety of structures within the same rock, is becoming increasingly popular in interior design.

This document is intended to support you as an architect or interior designer when using natural stone in your projects. It's sort of a memorandum containing suggestions and information in order to be always ahead of the curve with your ideas.

It is meant to reflect the many solutions natural stone has to offer to modern design and how it can influence your creative approach. On top of that, eco-friendly resin binder, used to strengthen the fragility of stone slabs, makes modern natural stone an environmentally conscious choice.

Chic marble, durable granite, spectacular onyx, gorgeous quartz and warm travertine, practical slate and limestone, which are great flooring ideas and wall decoration materials. Semi-precious and precious stones, like agate, amethyst and amazonite give a fabulous look to modern interior design and decorating in any style.

With raw material processing techniques, which include breaking, cutting, grinding or polishing, manufacturers are able to offer almost any form including complex components.

It is possible to obtain the effect of combining natural and diverse elegance with the durability and resistance impossible to achieve, among other materials

Please keep this document carefully for your reference and whenever you feel it is valuable to add natural stone in one of your projects, feel free to contact us at any time.

TOP QUALITY NATURAL STONES' OVERVIEW

1

AESTHETIC SELECTION

Same natural stone can have different colours, backgrounds and veins. Choose carefully which fits best for your project.



2

VIEW SLABS AT THE PROJECT SITE

Take a look to the stones in person, at the project site: lights and colour combinations are an important aspect.



3

EVALUATE THE MATERIAL GRADE

Grades refer to the stone integrity: higher grade means easier fabrication and installation.

GRADE

A

Few cracks and veins

••• B ••••• C •••

GRADE

D

Many cracks and fissures, filled with resin by manufacturers

4


AVOID LOW QUALITY MANUFACTURERS

Top quality materials need to be handled with care and technical expertise.

NATURAL STONE TILES:

Machinery precision

Check the accuracy of true 90° tile corners and absence of bevel flaws.



Dimensional Uniformity

Each piece has to measure the same as others.

Visual Uniformity

Inspect many tiles to evaluate the range of differences in the selection you're about to buy.



NATURAL STONE SLABS:



Surface check

A uniform resin or cement treatment on cracks and micro-fissures before polishing guarantees resistance and stability.

Natural Stones

Timeless designs are not pulled from trends. They are also not considered to be fussy or opulent, avant-garde, or ornate. In truth, designs that are timeless reject these types of trends. What you are looking for here is a design that is simple yet sophisticated, quiet and understated.

You will notice this handbook doesn't often talk about what is on or off trend.

Mostly because we feel like almost anything - whether super new or seen everywhere - can be done well, when done right. So rather than bashing what's out, we thought it would be fun to discuss some great trends we can defend.

Check out other stone design ideas or keep reading and find more inspiring pictures in our website.

Marble

As the favorite medium for Greek and Roman sculptors and architects, marble has become a cultural symbol of tradition and refined taste. Its extremely varied and colorful patterns make it a favorite decorative material.

You don't need to be a home decor buff to know that marble is trending again—a simple scroll through your Instagram feed confirms that the look is every blogger's background of choice right now.

When most people hear marble, they think about pricey kitchen islands and Renaissance-

style accents that look like they belong in a museum instead of a home. But this opulent stone, can be carved and crafted into all manner of home decor.

And the best part? There are many ways to use it around your home without going broke.

In the hands of an experienced master, boulders turn into spectacular sculptures, statues, bathroom or kitchen sinks and amazing home decorations.



Lasting designs are not bland or boring, however they are extremely functional and can be both bright and subdued depending on the look you are going for. They fit in well to their environment and to the space that it surrounds.

As with all trends, they don't die overnight so we will see some strong trends and designs in marble in the forthcoming years.

Macchiavecchia Grigia and Pietra Grey





Description

Two very interesting materials, both in aesthetic and in flexibility of use. They tend to be used together in minimalism design concepts. Macchiavecchia has an intricate veining and organic color palette which recalls rich, luxurious marble. Pietra Grey creates a lasting impression with its flowing visual impact which offers you the flexibility to design an elegant space that's perfect for both classic and contemporary styles.

Application

These materials are recommended for internal application and offers a high degree of flexibility in terms of finishes.

Specs

Both have a low abrasion resistance with medium absorption rate, so it is recommended to seal them by applying coats of sealant prior to use.

Style

Office, Retail, Residential

Some other marbles



Arabescato



Bianco di Carrara



Bianco Sivec



Bianco Lasa Cevedale




Bianco Lasa Venaoro



Biancone




Calacatta



Lasa Classico



Lasa Vena Oro



Pietra Bianca della Lessinia



Palissandro



Statuario



Trani



Aurisina Fiorita




Bardiglio



Ceppo di Gre



Fior di Mare



Fior di Pesco Carnico



Grigio Carnico



Nilo Grey




Repen




Botticino



Breccia Oniciata



Breccia Sarda



Crema Marfil




Estremoz



Perlato Sicilia



Crema Valencia




Giallo Atlantide



Giallo Istria



Giallo Reale



Giallo Siena



Macchiavecchia Gialla



Papiro



Black Fossil




Nero Marquina



New Saint Laurent



New Black




Portoro




Breccia Paradiso



Caesar Brown



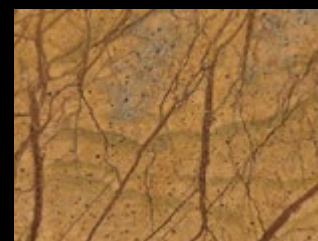
Cioccolato Brazil



Emperador



Monaco Brown



Rain Forest Brown



Pietra della Lessinia Rosa



Nembro



Rosa Cleopatra



Rosa Norvegia



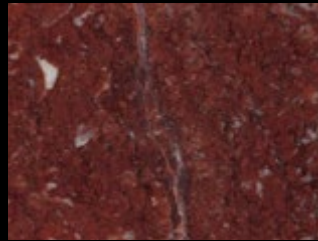
Rosa Portogallo



Salomè



Rosso Verona



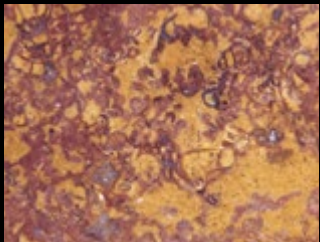
Rosso Francia



Rosso Alicante



Macchiavecchia Rossa



Broccatello



Breccia Pernice



Rain Forest Green




Verde Alpi




Verde Guatemala



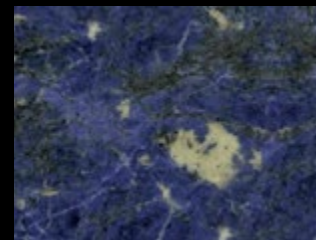
Verde San Nicola



Verde Serpentino



Palissandro Bluette



Sodalite Blu

Travertine

Travertine is one of several natural stones that are used for paving patios and garden paths. It is sometimes known as travertine limestone or travertine marble; these are the same stone, although travertine is classified properly as a type of limestone, not marble.

The stone is characterised by pitted holes and troughs in its surface. Although these troughs occur naturally, they suggest signs of considerable wear and tear over time. It can also be polished to a smooth, shiny finish, and comes in a variety of colors from grey to coral-red.

Travertine is one of the most frequently used stones in modern architecture. It is commonly used for façades, wall cladding, and flooring.

In your home the materials that make up your surroundings are those that captivate you and help you love your home. Travertine is one of those finishes that can be used for countless ways throughout your interiors and looks beautiful regardless of how it's used. From bathroom walls and kitchen backsplashes to gracing your outdoor pool deck, you will be surprised how travertine tile can beautify your home. Before you think that travertine is only for floors, think again.

There are infinite ways to decorate with this gorgeous stone throughout your interiors. Large scale format travertine can bring out the drama.

It will add sophistication to your outdoor home.

Polished travertine can add a luxurious tone.

Travertino Noce





Description

Indeed, Travertino Noce is unmistakably Italian, both in aesthetic and in geography. The Travertino Noce was mined in Italy and laser-cut by Marmi Regina then shipped and assembled, for this particular project of a private residence.

Application

This material can be used both, external and internal, with a high degree of flexibility.


Specs

By its very nature it has a low abrasion resistance. It has a medium absorption rate, so it is recommended to seal it by applying coats of sealant prior to use.

Style

Office, Institutional, Retail, Residential

Some other travertines



Travertino Navona



Travertino Persiano Giallo



Travertino Persiano Rosso



Travertino Romano Classico



Travertino Noce Chiaro

Limestone

It's as old as time, but as popular as ever. Limestone is rapidly making its way into homes as perhaps one of the fastest growing decorating trends. The European Old World look brings with it not only a luxurious style

but also an ease and comfort that gives a home personality.

The chic look and durability of limestone makes it appealing to homeowners.

San Sebastian





Description

A material specifically indicated for minimalism design projects. Very appreciated in aesthetic and in flexibility of use. Its chromatic wealth, excellent finish, unbeatable physical qualities and its resistance to impact, combined with a low coefficient of water absorption make it the preferred option among all architects and creators when choosing Ivory Cream.

Application

It is recommended for internal application and offers a high degree of flexibility in terms of finishes.

Specs

It has a low abrasion resistance with low absorption rate. As for most of limestones it is recommended to seal it by applying coats of sealant prior to use.

Style

Office, Retail, Residential

Some other limestones



Crema Luna



Moka Cream



Thala

Onyx

Natural stone onyx is a hot trend in modern interior design and decorating celebrating natural beauty of stones.

Onyx is beautiful, optimistic and warm stone featuring fabulous curvy patterns.

Our collection of creative and stylish ways of using onyx for modern interior design and decorating give ideas to incorporate this natural material and add elegant luxury to office designs or living spaces.

Onyx is a semiprecious variety of agate with different colors in layers and intricate patterns. Onyx lighting fixtures and bathroom sinks, onyx wall panels and kitchen countertops, onyx flooring ideas and wall tiles offer spectacular ideas for creating unique interior design and decor in chic style.

Decorative wall panels made with onyx are thin and relatively light, perfect for any interior design.

Decor ideas blend this beautiful natural stone with LED lights and add stunning look to home furnishings and architectural elements.

Colorful onyx has a translucent texture, and can be combined with modern lighting fixtures for soft glowing effect.

Onyx looks wonderful with wood, concrete, steel and glass, creating ultra-modern interior design and decor.

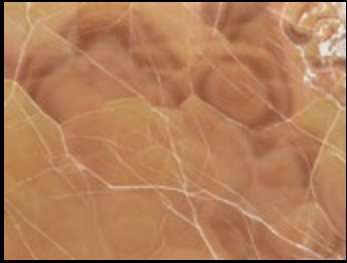
Onyx flooring ideas are spectacular. Modern bathroom design and decorating with onyx wall tiles, bathroom sinks, vanity tops or even bathtubs create amazing interiors.

Onyx is a practical, chemical resistant natural stone which looks very attractive, optimistic and beautiful.

Perfect for all rooms and public spaces, onyx is an expensive, elite alternative for traditional interior decorating materials, ideal for all who appreciate one-of-a-kind, rich and intimate design.



Onyx Nuvolato Extra





Description

Our onyx bathroom looks truly opulent; the beauty of this Onyx Nuvolato is illuminated and controlled. It sets the ambiance with its romantic glow. The rich Onyx Nuvolato body contrasts well with the flooring in Toffee Brown marble. This colourful onyx is carved and polished to perfection. Each piece is dramatically different from the next.

Application

It is recommended for internal application only.


Specs

It has a medium abrasion resistance with medium absorption rate. As for most of Onyx it is recommended to seal it by applying coats of sealant prior to use.

Style

Office, Institutional, Retail, Residential

Some other onyxes



Onice Bianco



Onice Caramello



Onice Fantastico



Onice Miele



Onice Verde

Other natural stones

Granite

Granite has been extensively used as a dimension stone and as flooring tiles in public and commercial buildings and monuments. Polished granite is also a popular choice for kitchen countertops due to its high durability and aesthetic qualities.


Those of you who follow trends are aware that granite countertops have been popular for what seems like ages now. Some of the trendiest trendsetters have moved away from granite countertops, but the home building and home buying markets as a whole are still embracing them. Granite is gaining in

popularity for kitchen countertops, at the expense of tile, laminates and solid surfacing. Even if this trend does happen to slow, it's a given that there'll still be plenty of demand for granite in the kitchen.

Also, sales of granite and stone kitchen sinks were increasing at a more rapid rate than sales of any other type of sink material.

Rich texture and stunning color combinations make granite great interior design and decor material for creating gorgeous, impressive sinks.


Some granites



Labrador Emerald Pearl



Labradorite Multicolor



Olive Green



Pietra di Luserna



Verde Andeer



Verde Argento



Verde Bamboo



Verde Italia



Verde Marinace



Verde San Francesco



Verde Spluga



Viscont White



Meera White



Labradorite Bianca



Kashmir White



Bethel White



Imperial White



Bianco Tarn



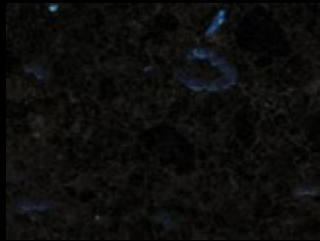
Bianco Sardo



Bianco Cristal



Vizac Blue



Artic Blue



Azul Aran




Azul Bahia



Azul Imperiale



Azul Macauba



Blue Eyes



Labrador Blue Pearl



Louise Blue



Oro Veneziano



Giallo Veneziano



Ivory Brown



Madura Gold



Silver Cloud



Dorato Valmalenco




Grigio Vernuga



Onsernone



Serizzo



Sequoia




Baltic Brown



Bronze Antique



Brown Antique



Labrador Antique



Paradiso Bash



Porfido Marrone



Star Galaxy



Angola Black



Matrix



Nero Africa Impala



Nero Assoluto Zimbabwe



Nero Marinace



Rosa Porrino



Ghiandone Rosa Sardo



Juparana Colombo



Rosa Beta



Rosso Balmoral



Rosso Multicolor



Rosso Marinace

Sandstone

Sandstone has been used for domestic construction and housewares since prehistoric times, and continues to be used.

Sandstone was a popular building material from ancient times. It is relatively soft, making

it easy to carve. It has been widely used around the world in constructing temples, homes, and other buildings. It has also been used for artistic purposes to create ornamental fountains and statues.

Some sandstones




Pietra Basaltina



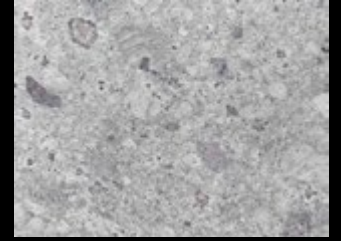
Pietra Dorata



Pietra Serena



Pietra Santaflora



Pietra di Serrenti

Maintenance and Caring



Heat

In selecting natural stone for your counter, floors, or other surfaces in your home, one of the questions you may want answered is whether or not natural stone can be scorched by heat. Most natural stone used for interior home purposes is not normally damaged by ordinary heat. However, some stone, including marble, can be scorched by higher levels of heat, such as lighted cigarettes left on a countertop or tabletop. By applying the right sealers to some stone surfaces, you can reduce or even eliminate the likelihood of scorching.



Sealer

Natural stone is a very material substance, and you need to make sure that it is sealed at all times in order to prevent staining or discoloration.



Cleaning

Natural stone requires regular maintenance and cleaning in order to keep it free from mildew and molds. General guidelines are to use mild detergents or stone soaps and to avoid acid or abrasive cleaners.

Each type of stone has specific cleaning and maintenance requirements: Regina® is happy to assist you in choosing the right maintenance kit for your specific natural stone.

All photos in this handbook are of selected projects realized by Marmi Regina

We proudly look back to 40 years of expertise in the field of supply, manufacturing and fixing of prestigious granite, marble, onyx and other natural stones for high end bespoke architectural projects. Marmi Regina is offering a new concept of professional servicing all around natural stone.



www.marmiregina.com
e-mail: info@marmiregina.com
Phone: +39 0457731355

Copyright **Regina** 2016-2017

Design by: **cyberia.agency**

Special thanks to all designers and architects who allowed us to realize the wonderful projects shown in this document, and to Mother Nature who give us the incomparable beauty we work on every day.